
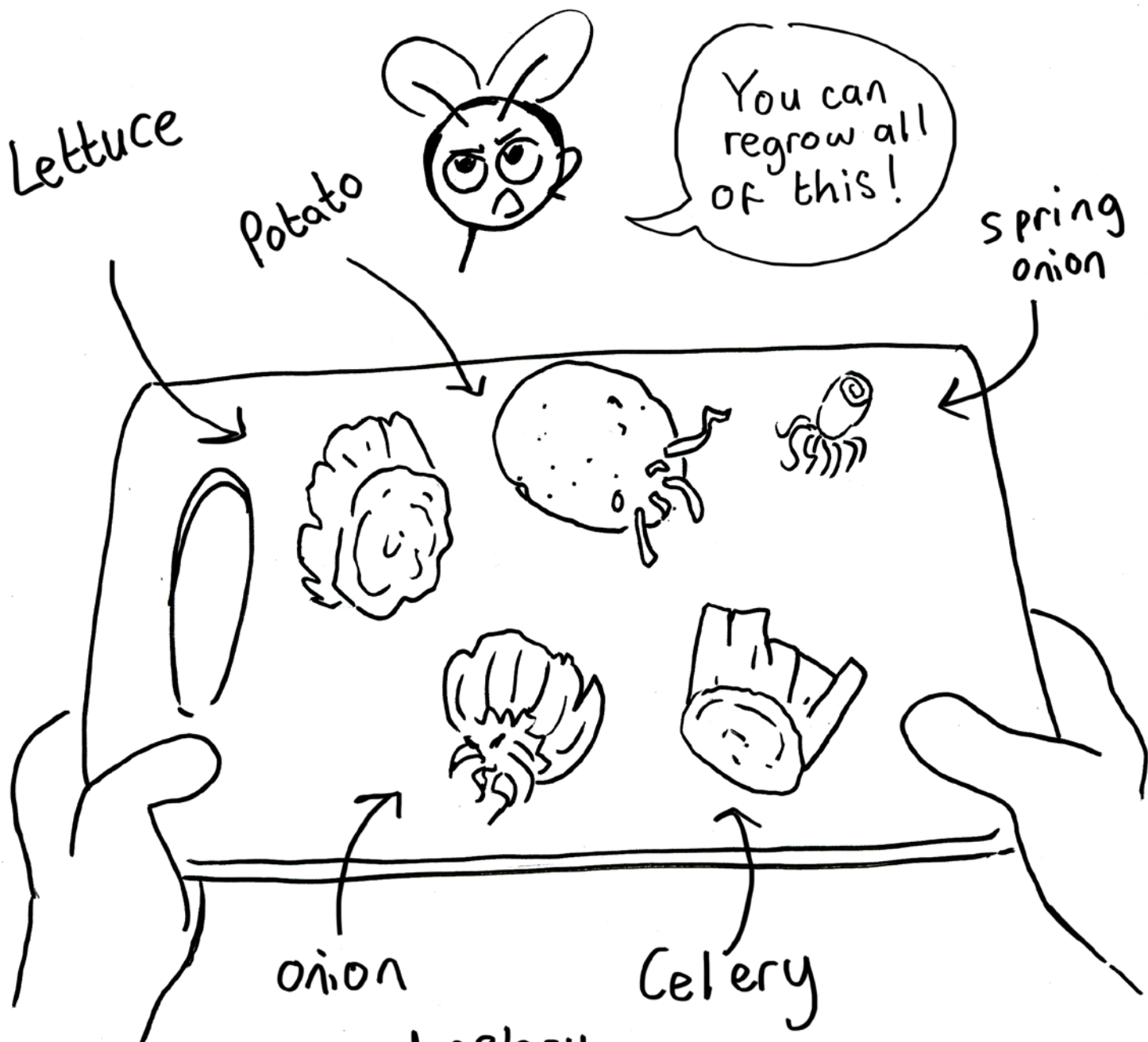


# Get Growing!




BY CATH GARVEY






Spring onions and celery  
can grow in pots of soil  
or water



plant sprouting  
potatoes in  
rock-less  
soil.



\* Remember: If there's roots or stump it can grow back!

Oh, I have some tomato seeds.



Heh heh!



You didn't need to buy seeds.



Oh.



Seeds can be found in the fruit

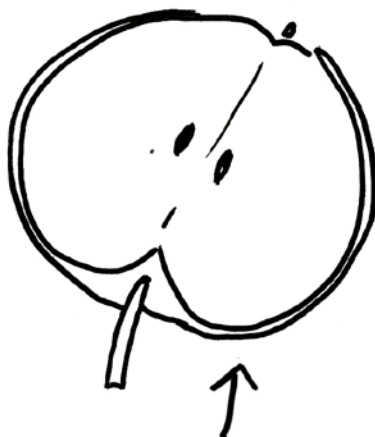



and veg that we eat!

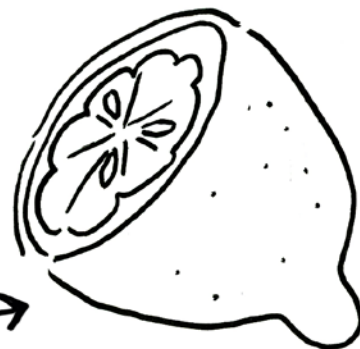
strawberry seeds are on the outside



Bury a chopped tomato or pepper and watch it grow!




Apple + lemon seeds need help to germinate





# Germinating lemons:

1. Pick out seeds + dry them



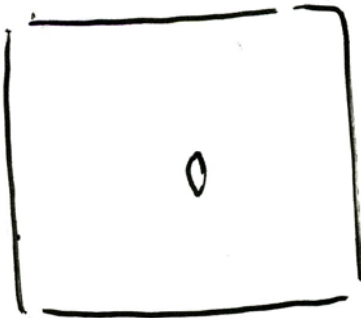
2. Peel the shell off the seed



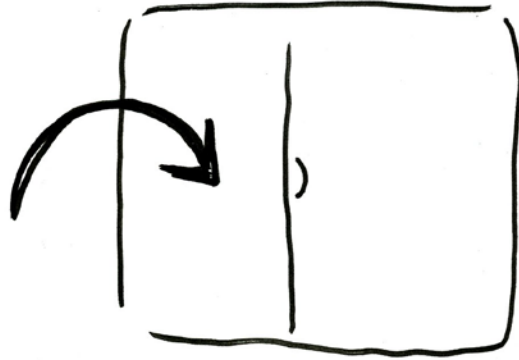
Damp  
tissue paper  
or kitchen roll

3. Put seeds on a paper towel +

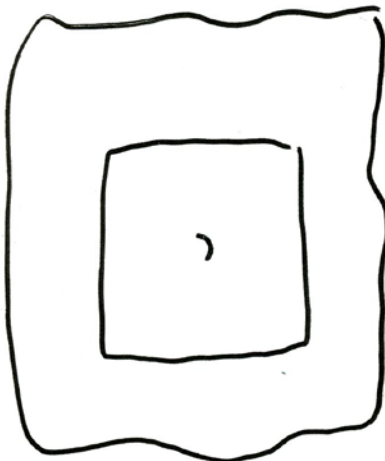
spray with water.



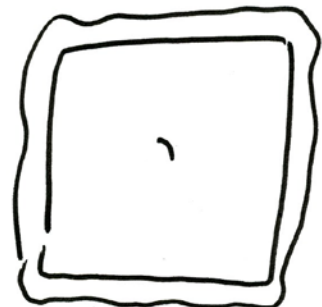
4. Fold towel with seeds inside.



5. Wrap in cling film or put in a zip bag.




6. wait a week.




# Germinating apples:

Apple seeds are similar.



To see if they germinate do this test:



BAD seeds float


GOOD seeds sink



1. Pinch the shell at the top of the seed.

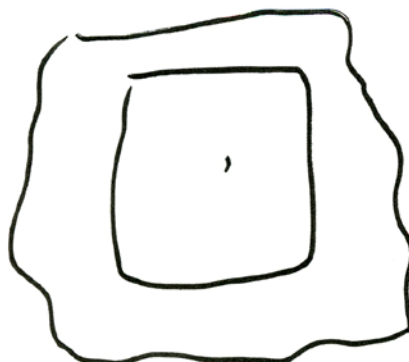


water



2. Put seed on a paper towel. Spray + fold

3. Wrap in cling film or air tight box/bag.



And leave it for a week.



After  
germinating  
for a week,  
your lemon  
and apple  
seeds should  
look like this

Wow!

Now you  
can bury  
your  
seed in  
a small  
pot.

ooo!



It grew back!  
Thank you, Bee!



You're  
welcome!



Bye!

END!

A comic made by  
Cath Garvey, to see  
more of her work  
visit [cathgarvey.co.uk](http://cathgarvey.co.uk)

